



ಬೃಹತ್ ಬೆಂಗಳೂರು ಮಹಾನಗರ ಪಾಲಿಕೆ  
Bruhat Bengaluru Mahanagara Palike



# BBMP COVID-19 WAR ROOM 26.03.2022



# OVERVIEW OF COVID-19 IN BENGALURU

**CASE TRENDS** ACTIVE CASES **1,584**

<u>Confirmed Cases</u>	<u>Recovered Cases</u>	<u>Death Cases</u>
<b>58</b> 17,81,421 #	<b>83</b> 17,62,878 #	<b>1</b> 16,959 #

**HOSPITALIZATION** **25**

<u>ICU – V</u>	<u>ICU</u>	<u>HDU</u>	<u>General</u>
<b>7</b>	<b>5</b>	<b>2</b>	<b>11</b>

INCLUDES GOVT. QUOTA AND PRIVATE WALK-IN HOSPITALIZATION

**VACCINATION** **15,829** 1,83,27,786 #

<u>First Dose</u>	<u>Second Dose</u>	<u>Precaution Dose</u>
<b>2,807</b> 93,15,402 #	<b>11,373</b> 86,91,170 #	<b>1,649</b> 3,21,214 #

**TRIAGING**

MTU

**18**

Tele Triage

**54**

**ACTIVE CZs**

**0**

MCZs (< 5 cases)

**0**

Clusters (> 5 cases)

**0**

**TESTING** **10,288** 2,95,93,976 #

<u>Positivity : 0.69%</u> <small>*FOR LAST 7 DAYS</small>	<u>RAT</u>	<u>RTPCR</u>
	<b>1,074</b>	<b>9,214</b>

# : indicates cumulative numbers till date



# ABSTRACT OF COVID-19 SCENARIO IN BENGALURU



	MALE			FEMALE			TRANSGENDER			TOTAL		
	Last 24 Hours	Last 7 Days	Cumulative	Last 24 Hours	Last 7 Days	Cumulative	Last 24 Hours	Last 7 Days	Cumulative	Last 24 Hours	Last 7 Days	Cumulative
<b>Positive Cases</b>	32	320	10,53,636	26	185	7,27,594	0	0	191	58	505	17,81,421
<b>Recovered Cases</b>	58	401	10,41,407	25	253	7,21,288	0	0	183	83	654	17,62,878
<b>Death Cases</b>	0	3	10,742	1	3	6,213	0	0	4	1	6	16,959
<b>Total Tests Done</b>	<b>In Last 24 hrs. : 10,288</b>			<b>In last 7 days : 73,602</b>			<b>Cumulative : 2,95,93,976</b>					
<b>Vaccine Doses Administered</b>	<b>In Last 24 hrs. : 15,829</b>			<b>In last 7 days : 1,00,672</b>			<b>Cumulative : 1,83,27,786</b>					
<b>ACTIVE CASES</b>							<b>1,584</b>					

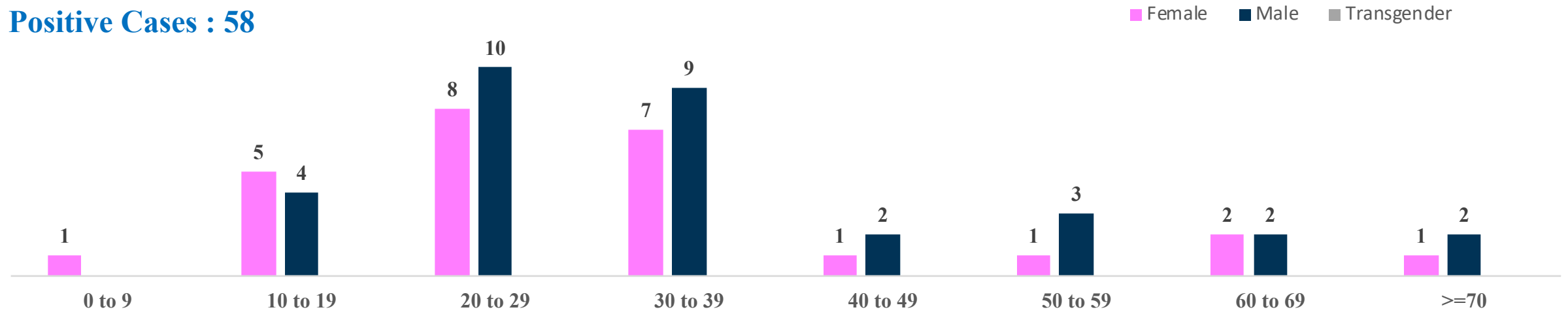
\*Covid deaths occurred today : 00 | Covid deaths occurred beyond last 24 hrs., reported today : 1



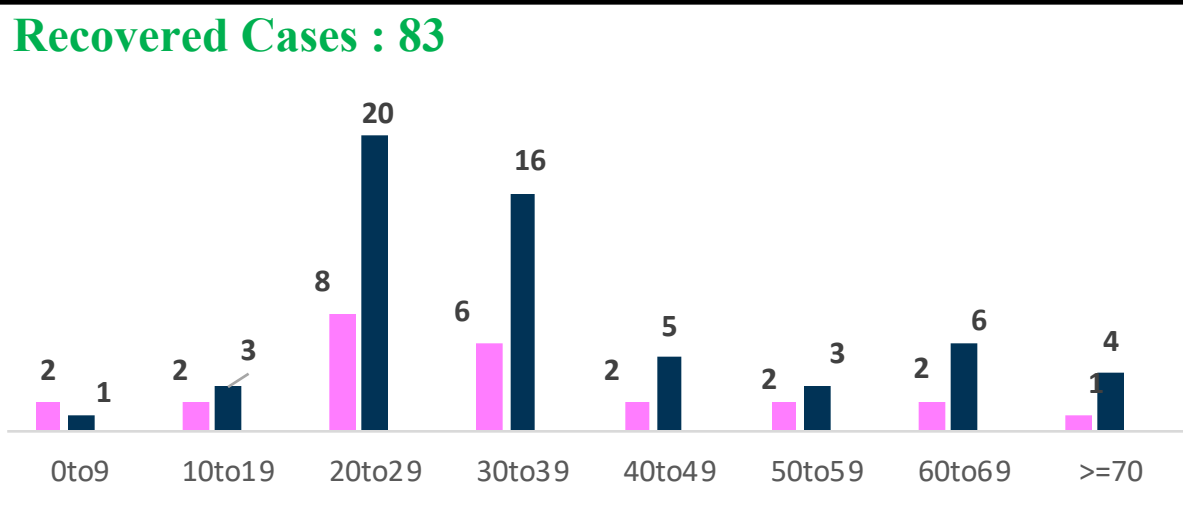
# LAST 24 HOURS AGE GROUP AND GENDER WISE DISTRIBUTION



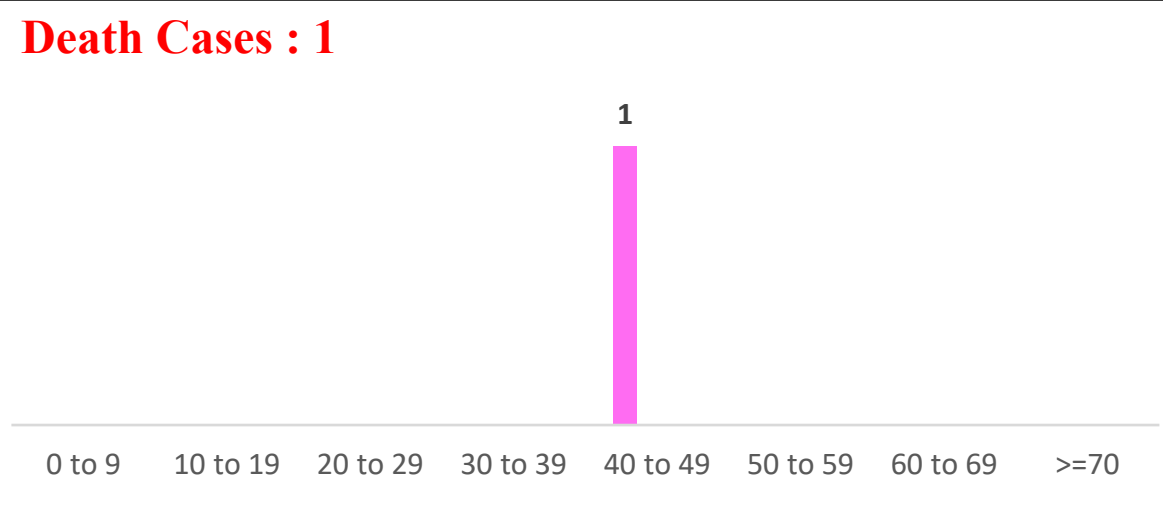
**Positive Cases : 58**



**Recovered Cases : 83**



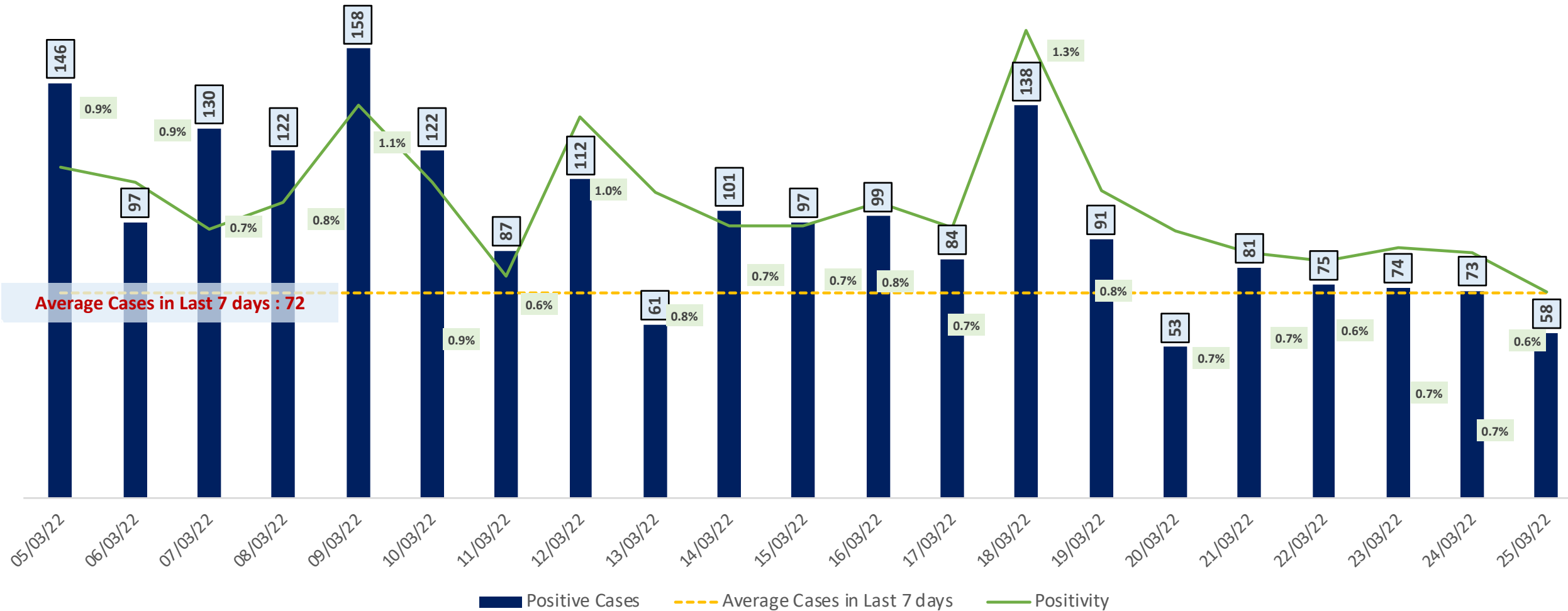
**Death Cases : 1**





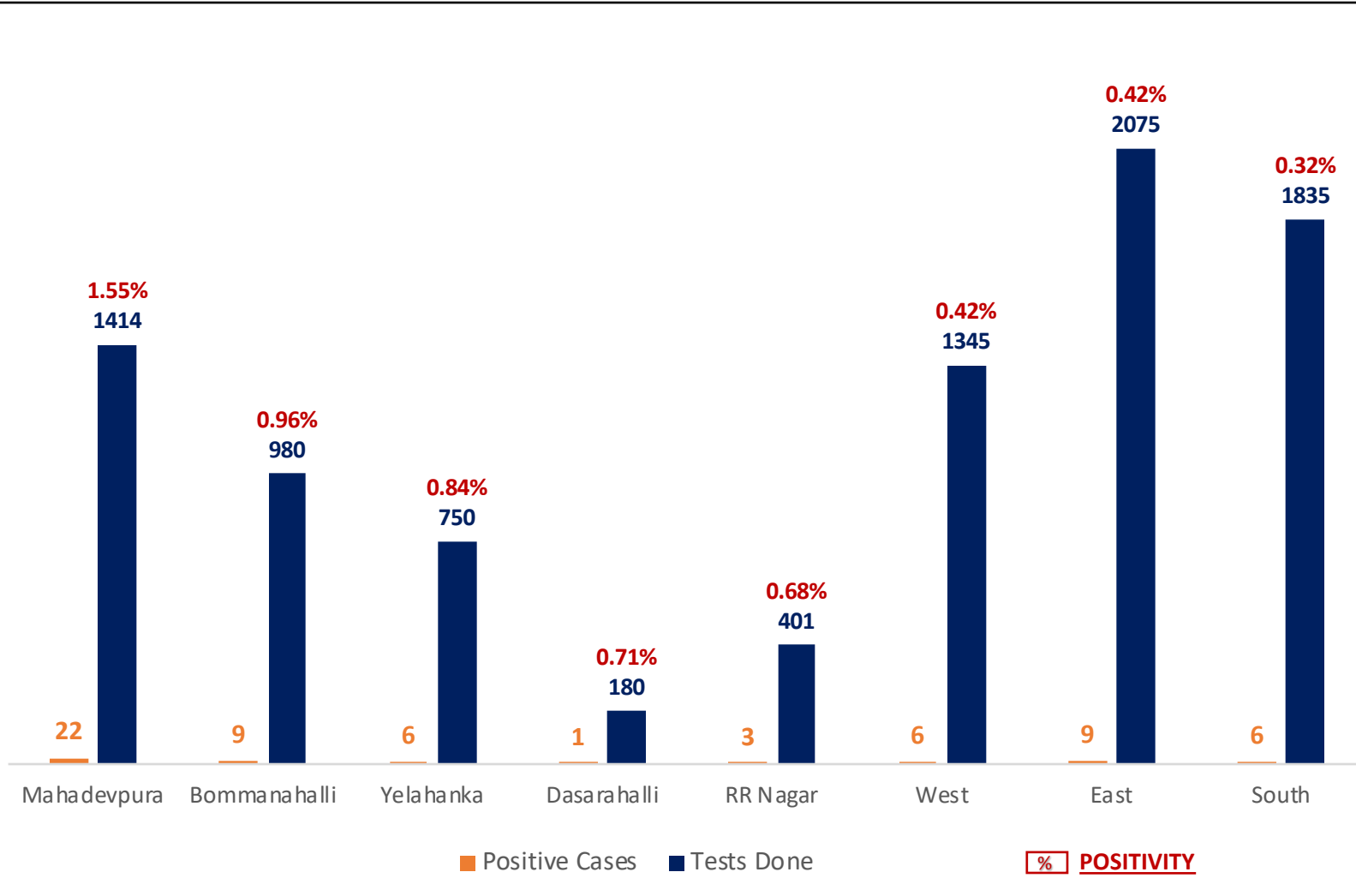


# POSITIVITY RATE OF BENGALURU – LAST 21 DAYS





# ZONE WISE COVID19 CASE MANAGEMENT FOR LAST 7 DAYS



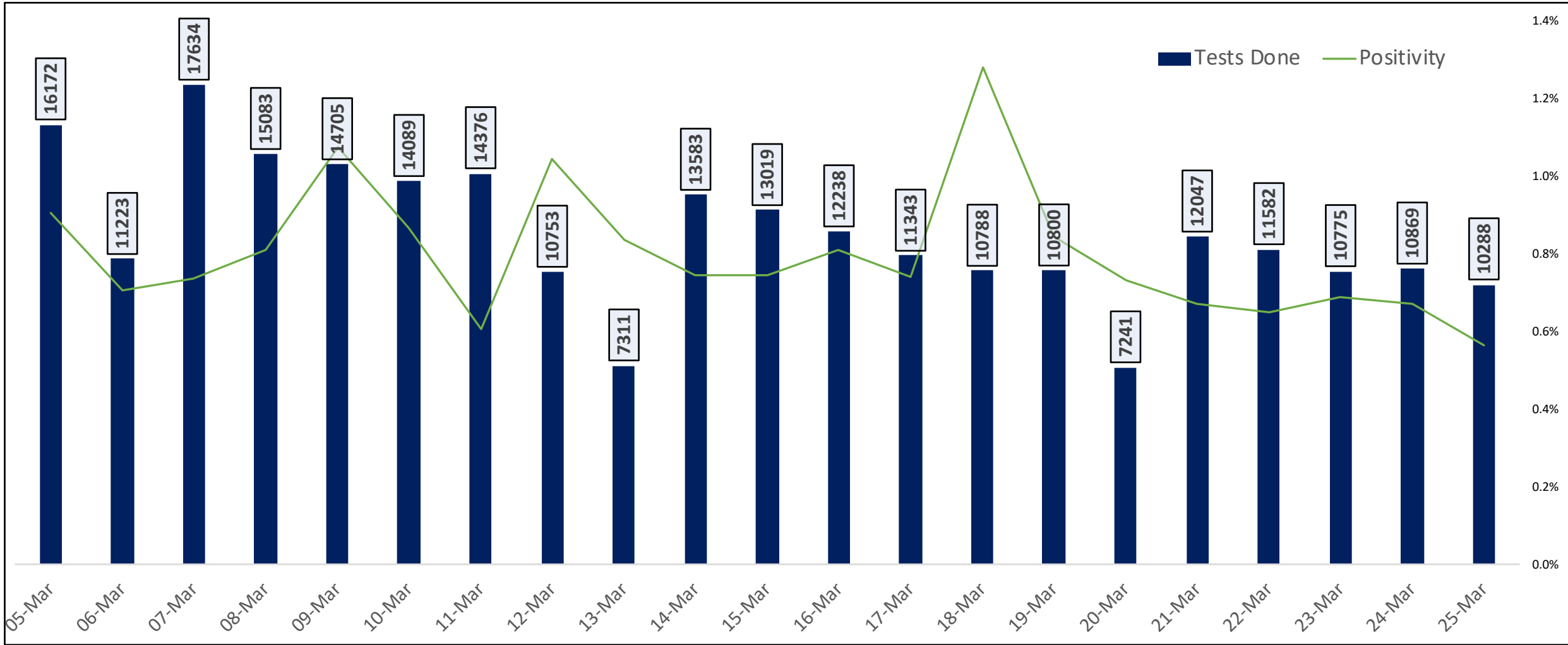
Zone Name	Hospital/CCC	Home isolation	Under Tracing
BOMMANAHALLI	1.64%	98.36%	0.00%
DASARAHALLI	0.00%	100.00%	0.00%
EAST	7.55%	92.45%	0.00%
MAHADEVAPURA	0.78%	99.22%	0.00%
RR NAGAR	0.00%	100.00%	0.00%
SOUTH	3.57%	96.43%	0.00%
WEST	0.00%	100.00%	0.00%
YELAHANKA	3.13%	96.88%	0.00%



# TESTING TRENDS IN BENGALURU

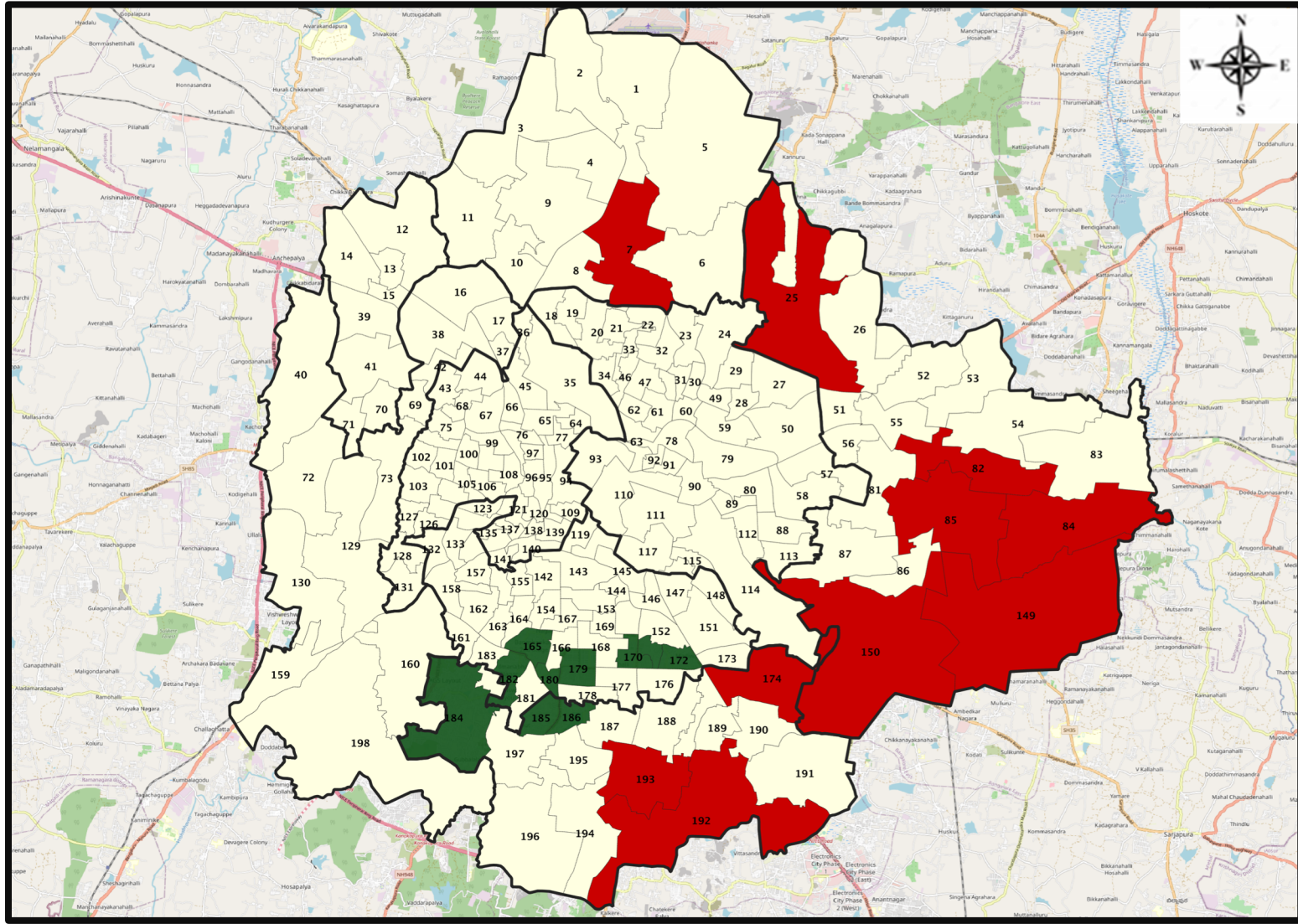


Total Test Conducted Till Date	Test Conducted Last 24 hours	Last 7 Days Average
2,95,93,976	10,288	10,515





# BENGALURU URBAN MAP SHOWING TREND OF POSITIVE CASES IN LAST 7 DAYS



## Top 10 wards reporting highest number of positive cases in last 7 days

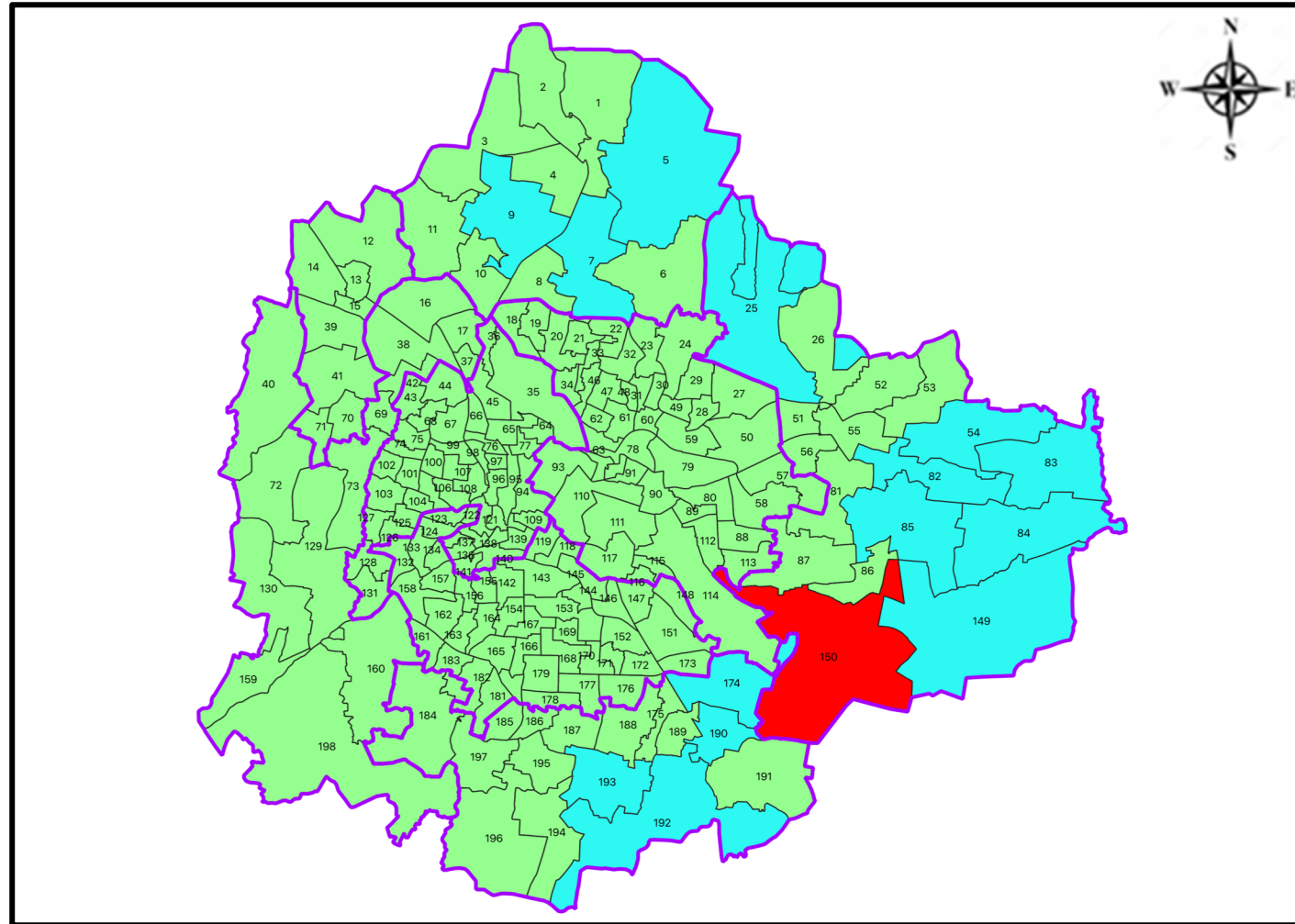
Ward No.	Ward Name	Daily Cases Average
150	Bellanduru	8
149	Varthuru	2
82	Garudachar Palya	2
85	Dodda Nekkundi	2
25	Horamavu	2
84	Hagadur	2
7	Byatarayanapura	2
174	HSR Layout	1
192	Begur	1
193	Arakere	1







## Top 10 wards reporting least number of positive cases in last 7 days

Ward No.	Ward Name	Daily Cases Average
186	Jaraganahalli	0
185	Yelchenahalli	0
184	Uttarahalli	0
182	Padmanabha Nagar	0
180	Banashankari Temple Ward	0
179	Shakambari Nagar	0
172	Madivala	0
171	Gurappanapalya	0
170	Jayanagar East	0
165	Ganesh Mandiara Ward	0



# BENGALURU MAP SHOWING INTENSITY OF POSITIVE CASES IN LAST 7 DAYS



-  Level 1 : 0 to 5 Cases
-  Level 2 : 5 to 15 Cases
-  Level 3 : 15 to 30 Cases
-  Level 4 : 30 to 50 Cases
-  Level 5 : More than 50 Cases
-  Zone Boundaries



# GOVT. QUOTA COVID BED STATUS AS ON 26.03.2022



SR. NO.	Facility Type	No. of Hospital	Total Allocated Beds for C+ Patients					Occupied Beds for C+ Patients					Net Available Beds for C+ Patients				
			Gen Beds	HDU	ICU Beds	ICU-V	Total	Gen Beds	HDU	ICU Beds	ICU-V	Total	Gen Beds	HDU	ICU Beds	ICU-V	Total
1	Government Medical Colleges	4	120	255	33	27	435	0	0	0	0	0	120	255	33	27	435
2	Government Hospitals	18	637	292	74	95	1,098	1	1	0	0	2	636	291	74	95	1,096
3	Private Medical Colleges	12	178	200	66	35	479	0	0	0	0	0	178	200	66	35	479
4	Private Hospitals	32	181	61	49	42	333	1	0	1	5	7	180	61	48	37	326
5	Covid Care Centre	1	50					0					50				
<b>Total Beds</b>		<b>67</b>	<b>1,166</b>	<b>808</b>	<b>222</b>	<b>199</b>	<b>2,395</b>	<b>2</b>	<b>1</b>	<b>1</b>	<b>5</b>	<b>9</b>	<b>1,164</b>	<b>807</b>	<b>221</b>	<b>194</b>	<b>2,386</b>

\* Status as on 26.03.2022 – 06:00 PM





# ACTIVE PATIENTS ADMITTED UNDER GOVT. QUOTA



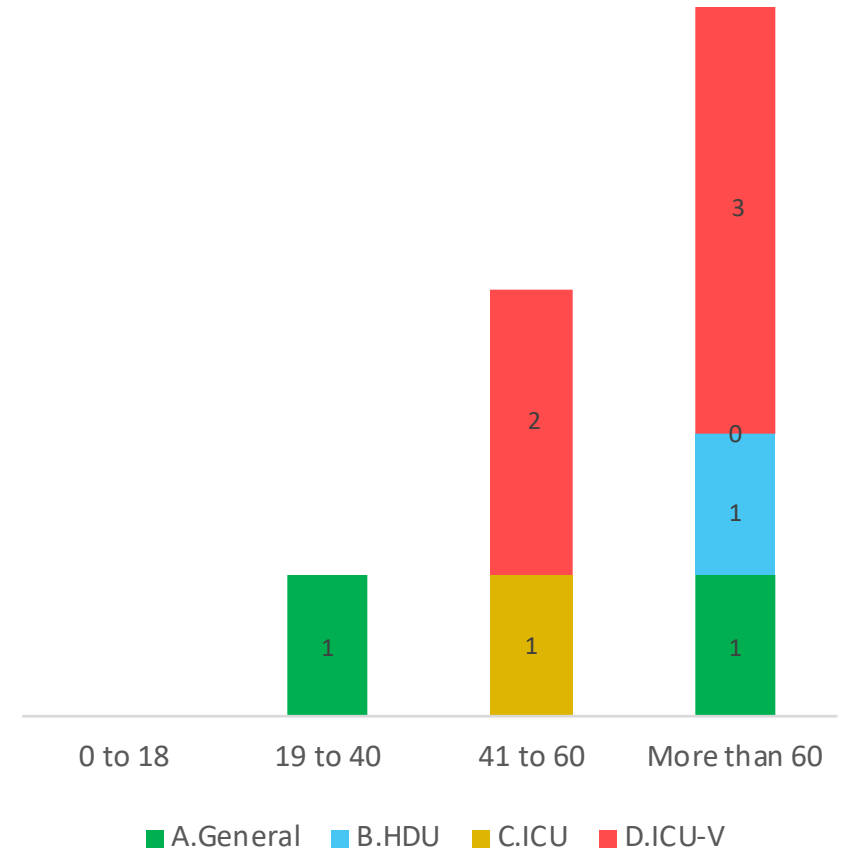
## Admission By Bed Type And Number Of Days From Date Of Admission

Days in Hospital	General	HDU	ICU	ICU-V	Total
0 to 7 Days					
8 to 14 Days					0
15 to 21 Days					0
Beyond 21 days	2	1	1	5	9
<b>TOTAL</b>	<b>2</b>	<b>1</b>	<b>1</b>	<b>5</b>	<b>9</b>

\* Only Government Quota Admissions through CHBMS considered

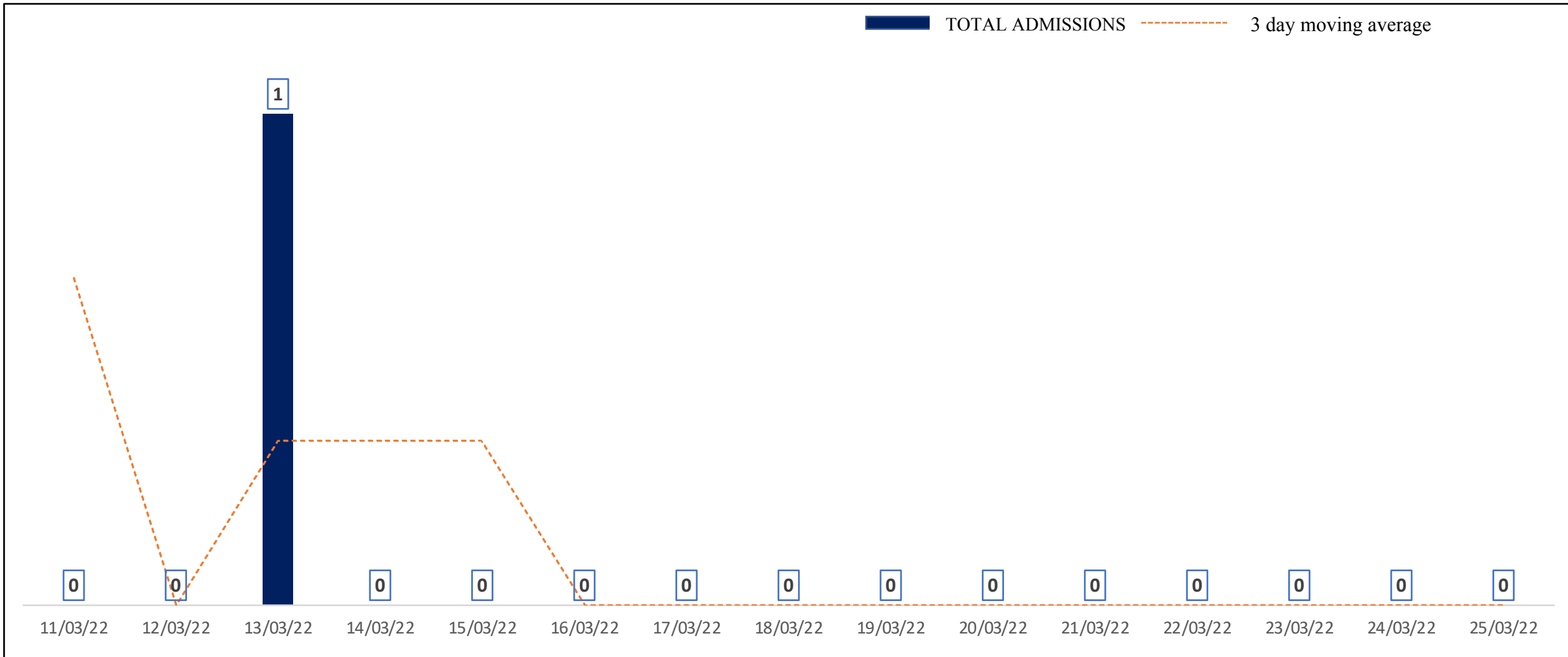
\* Status as on 26.03.2022 – 05:00 PM

## Age Group Distribution Of Active Hospital Admission





# HOSPITAL ADMISSIONS LAST 15 DAYS TREND



\* Only Government Quota Admissions through CHBMS considered

\* Only Fresh Admissions considered

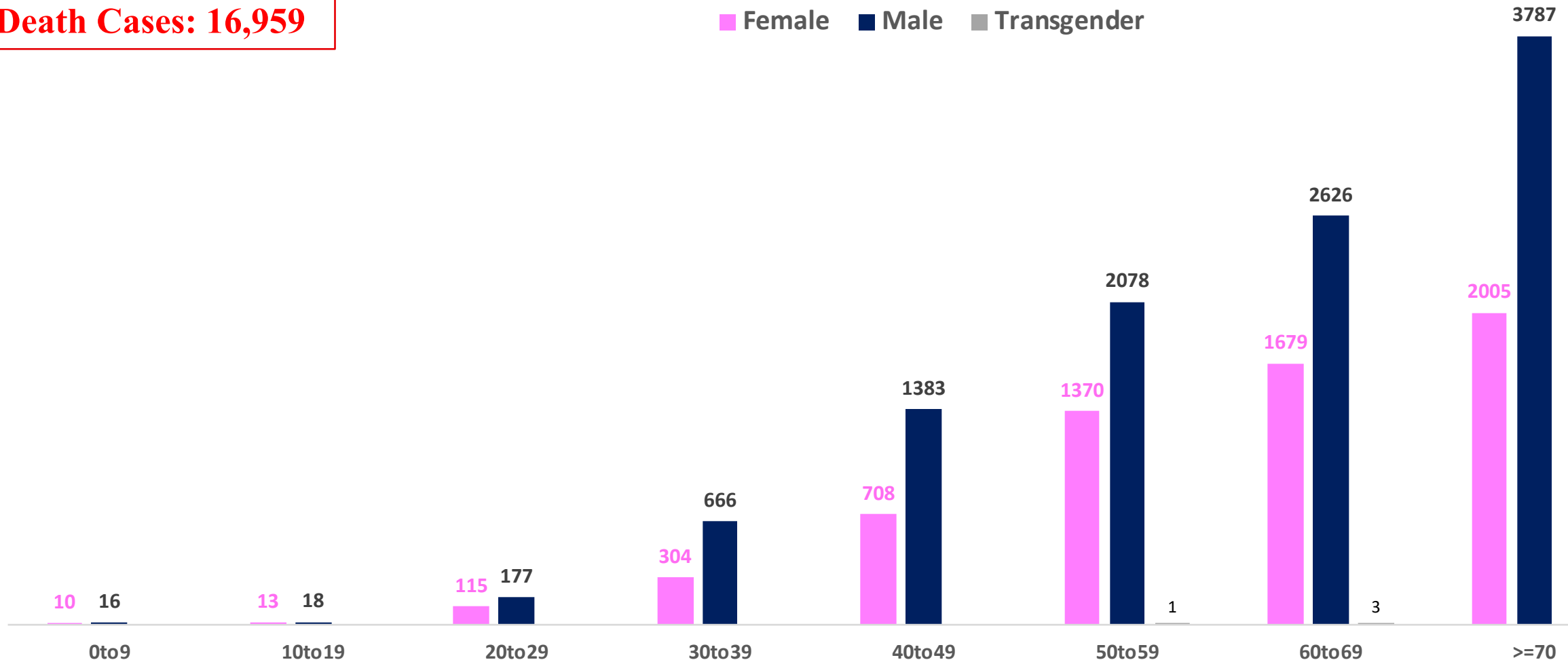


# AGE AND GENDER WISE DISTRIBUTION OF DEATH CASES



**Death Cases: 16,959**

Female Male Transgender





# VACCINATION COVERAGE AS ON 25.03.2022



## Total Doses Administered

**1,83,27,786**

▲ 15,829

### 12-14 years

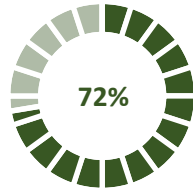
\* Eligible Population 2.82 Lakhs

#### 1<sup>ST</sup> DOSE

**16,757**

Doses administered

▲ 1,897



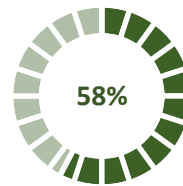
### Total 15-18 years Population : 4.42 Lakhs

#### 1<sup>ST</sup> DOSE

**3,20,494**

Doses administered

▲ 445



#### 2<sup>ND</sup> DOSE

**2,55,460**

Doses administered

▲ 1,359

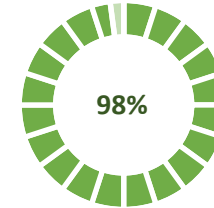
### Total adult Population : 91.7 Lakhs

#### 1<sup>ST</sup> DOSE

**89,78,151**

Doses administered

▲ 465

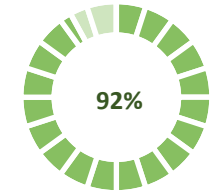


#### 2<sup>ND</sup> DOSE

**84,35,710**

Doses administered

▲ 10,014



### Priority Group\*

#### Health Care Workers

##### Dose 1

**2,10,251**

Doses administered

▲ 2

##### Dose 2

**2,05,373**

Doses administered

▲ 59

#### Frontline Workers

##### Dose 1

**3,81,714**

Doses administered

▲ 3

##### Dose 2

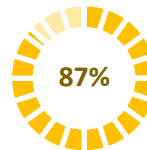
**3,71,173**

Doses administered

▲ 152

### 18 - 44 Years Coverage

#### Dose 1

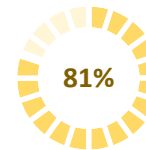


**57,17,262**

Doses administered

▲ 386

#### Dose 2



**53,16,067**

Doses administered

▲ 7,521

### PRECAUTION DOSE



**3,21,214**

Doses administered

▲ 1,649

### PRECAUTION DOSES ADMINISTERED

#### Health Care Workers

**61,160**

Booster Doses administered

▲ 135

#### Front Line Workers

**46,453**

Booster Doses administered

▲ 154

#### 60 + Years Coverage

**2,13,601**

Booster Doses administered

▲ 1,360

### 45 – 59 Years Coverage

#### Dose 1

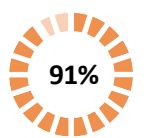


**16,91,320**

Doses administered

▲ 48

#### Dose 2



**16,13,553**

Doses administered

▲ 1623

### 60 + Years Coverage

#### Dose 1



**9,77,604**

Doses administered

▲ 26

#### Dose 2



**9,29,544**

Doses administered

▲ 659



# COVID-19 SCENARIO IN BENGALURU AND OTHER METROPOLITAN CITIES



CITY NAME	Positive Cases	Active Cases	Recovered	Deceased	Vaccine Doses Administered
New Delhi	18,64,358	466	18,37,742	26,150	3,23,90,966
Bengaluru*	17,81,421	1,584	17,62,878	16,959	2,10,96,507
Mumbai	10,56,831	248	10,37,025	19,558	2,04,86,710
Chennai	7,50,981	161	7,41,752	9,068	1,01,87,197
Kolkata	4,47,192	272	4,41,264	5,656	97,18,715

Source : <https://dashboard.cowin.gov.in/> at 5:00pm (26.03.2022)  
Source : <https://www.covid19bhart.in/> at 5:00pm (26.03.2022)

\*includes BBMP & Bengaluru Urban



# SNAPSHOT OF COVID-19 CASES IN BENGALURU URBAN



**Total Wards With  
<=5 Cases\* :  
173**

**Tests Conducted  
On 25.03.2022:  
10,288**

**Recovery  
Rate:  
98.96%**

**Total  
Active Cases :  
1,584**

**Total Vaccinated on  
25.03.2022:  
15,829**

**Positivity  
Rate\* :  
0.69%**

**Active  
Rate:  
0.09%**

**Case  
Fatality Rate\* :  
1.58%**

\*Total positive cases In the past 7 days



\*CFR and positivity is for Past 7 days





ಬೃಹತ್ ಬೆಂಗಳೂರು ಮಹಾನಗರ ಪಾಲಿಕೆ  
Bruhat Bengaluru Mahanagara Palike



<b>Download BBMP Bulletin</b>	<a href="https://apps.bbmpgov.in/covid19/mediabulletin.php">https://apps.bbmpgov.in/covid19/mediabulletin.php</a>
<b>For BBMPCovid19 Bed Status:</b>	<a href="https://apps.bbmpgov.in/covid19/en/Bedstatus.php">https://apps.bbmpgov.in/covid19/en/Bedstatus.php</a>
<b>To register for vaccination :</b>	<a href="https://selfregistration.cowin.gov.in/">https://selfregistration.cowin.gov.in/</a>
<b>BBMP COVID19 Dashboard:</b>	<a href="https://apps.bbmpgov.in/covid19/">https://apps.bbmpgov.in/covid19/</a>
<b>Follow us on:</b>	 <a href="http://www.facebook.com/bbmp.comm1/">www.facebook.com/bbmp.comm1/</a>
	 <a href="https://twitter.com/BBMPCOMM">twitter.com/BBMPCOMM</a>

Issued by:

Honorable Chief Commissioner, BBMP  
Special Commissioner Health & IT, BBMP  
MD, Bengaluru Smart City Limited

**THANK YOU !**



ಅರೋಗ್ಯ ಮತ್ತು ಕುಟುಂಬ ಕಲ್ಯಾಣ ಇಲಾಖೆ

ಹಿಂಜರಿಕೆ ಬಿಡೋಣ. ಲಸಿಕೆ ಪಡೆಯೋಣ.

**4.5 ಲಕ್ಷ**

12-14 ವಯಸ್ಸಿನ ಮಕ್ಕಳು  
ಈಗಾಗಲೇ ಕಾರ್ಜಿವ್ಯಾಕ್ಸ್  
ಕೋವಿಡ್-19  
ಲಸಿಕೆಯನ್ನು  
ಪಡೆದಿದ್ದಾರೆ.

ಹೆಚ್ಚಿನ ಮಾಹಿತಿಗಾಗಿ 24x7 ಉಚಿತ ಅರೋಗ್ಯ ಸಹಾಯವಾಣಿ 104ಕ್ಕೆ ಕರೆ ಮಾಡಿ

